

vitris
Glass fittings with logic

Brochure
Aquant 40

NEW!





COMFORT STOP

The cushioning system for your comfort

Before the end positions are reached, an innovative cushioning system slows the door sashes gently and quietly over a distance of several centimetres and prevents the doors from banging, thus avoiding the associated noise and vibrations.

COMFORT STOP ensures silence when entering the shower.



PERFECT CLOSE

The retraction system for perfectly closed doors

Once the innovative cushioning system has slowed down the doors, they are safely closed and thus prevented from bouncing back. This averts problems such as severe water leakage and draughts caused when doors are not fully closed.

PERFECT CLOSE offers enhanced comfort via fully closed shower doors.



COMFORT MOVE

The Vitris solution for optimum sliding comfort

Aquant 40 has an impressive, high-quality sliding feel with perfectly adjusted running characteristics. Aquant 40 uses different retraction systems for sash weights up to 20 kg, and for those above 20 kg, so ensuring a pleasantly low opening resistance.

These outstanding characteristics have been proven in endurance tests, even after 40,000 cycles. This is twice as many cycles as required by EN 14428.

COMFORT MOVE stands for an ergonomic and high-quality sliding feel.





COMPACT DESIGN

The compact use of space for a slimline look



Aquant 40 is a true miracle in the compact use of space. Despite a cushioning and retraction system on both sides of each sliding sash and completely covered roller assemblies, the slimline profile is only 50 mm high and 57 mm deep. Thanks to sturdy wall brackets and intelligently

reinforced profiles, there is no need for ceiling suspension, even with corner and U-showers. As the roller runs above the centre of gravity of the fixed sash, no torque is applied to the track profile; this prevents twisting of the profile.

COMPACT DESIGN makes your shower a real eye-catcher!



External view of the slim profile



Corner bracket matching profile finish




Technically impressive corner bracket for corner showers without ceiling suspension



Internal view of the profile with longitudinal design groove



Floor guide made of transparent, UV-resistant plastic material



Drip rail as standard equipment



EASY CLEAN

The intelligent solution for easy cleaning

Aquant 40 has been designed to make cleaning especially easy:



If you do not want vertical sealing strips between the fixed and the sliding sash in order to ensure a transparent look, we recommend a sash overlap of 35 mm. Although there is only a 15 mm gap between the sashes, it is easy to clean the sash overlap area with a standard plastic shower wiper.



When using slim, vertical sealing strips between the fixed and the sliding sash, the sash overlap can be reduced to 5 mm. It is then easy to clean the space next to the sealing strip with a shower wiper.



Horizontal drip rails for the bottom of the doors are included in the standard scope of delivery.* The drip rails are made of two sections and can thus be easily replaced or removed for cleaning by the user, as can all optional sealing strips.

*Special floor guide available if a drip rail is not to be used for aesthetic reasons.

EASY CLEAN helps you to keep your shower looking as bright as new.



WATER RESISTANT

The careful choice of materials to ensure water resistance

Although constantly exposed to splash water, thanks to a careful choice of materials, your Aquant 40 system offers long-term functionality.

Aquant 40 uses a two-chamber hydraulic damper. Air dampers can allow moisture to enter through the air escape opening so that, in the worst-case scenario, they lose their entire damping capacity. However, a high-quality, liquid-tight hydraulic damper ensures optimum damping characteristics, even if the damper comes into direct contact with water. In addition, a stainless-steel spring and piston rod guarantee the optimum water resistance of the cushioning and retraction system.

The roller assemblies, protected by special coatings, have also been designed to ensure water resistance. The rollers, which are made of modern, carbon-fibre reinforced plastic, run with low friction on stainless-steel axles, thus ensuring high-quality running characteristics. Ball bearings with water-reactive grease lubrication were deliberately avoided.

Thanks to WATER RESISTANT, splash water cannot damage your shower's roller and cushioning system.




EXACT TRIGGER

The mechanism for reliability

End stops and dampers can be easily inserted and tightened into the track profile which, during installation, is open on its long side. Sight marks at the end stops ensure the easy and correct positioning of the cushioning systems. No prior measuring is required. Together with activator arms that are already fixed to the roller assemblies, this always keeps the activator in the cor-

rect position, which means it can reliably activate the cushioning mechanism on a permanent basis. This prevents damage to the cushioning systems in the event of faulty adjustment.

With EXACT TRIGGER the cushioning mechanism will always work correctly.





EASY INSTALL

The clever solution for maximum installation comfort


Aquant 40 offers impressive ease of installation:



Innovative, multi-sectional wall brackets and clever roller assemblies offer a great variety of adjustment possibilities, all housed in a slim profile track.



Thanks to design principles that have, in part, been registered for patent approval, none of the profiles have drill holes and no machining is necessary for installation. Profiles can simply be cut to length with a saw at the building site.



Optional wall or floor profiles hold the fixed sash and skilfully cover possible gaps between the fixed sash and the building structure.



The clip-on cover profile saves time and offers quick access even after system installation. Thanks to the clever positive guidance of the roller assemblies, there is no need for an additional safety catch.

EASY INSTALL makes installing shower enclosures a breeze.



SYSTEM FIT

The modular solution for your installation situation

Aquant 40 is a modular system based on just a few components.

Aquant 40 can be flexibly adjusted to any shower dimensions and is suitable for corner, recess or U-showers. It can be used for showers with either one or two sliding sashes. Extension solutions to or on bathtubs (e.g. as sliding splash panel) are also possible.

Aquant 40 can also be used in barrier-free environments. This supports installations such as corner showers with dimensions up to 1700 mm x 1700 mm. Even for 1500 mm x 1500 mm showers, the opening clearance for a shower with two sashes and corner entry is greater than 900 mm and therefore ideal for wheelchair users.

Complete sets are available for standard installation situations. Profile sets and accessories can be ordered separately for a greater variety of applications.

SYSTEM FIT offers modular solutions to meet all your installation requirements.



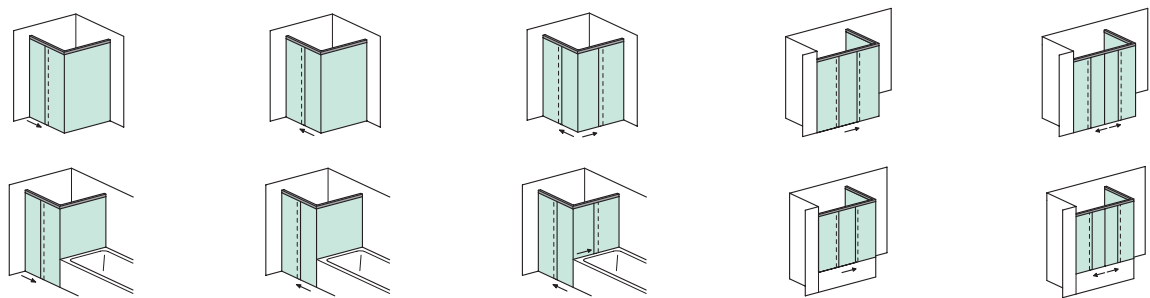
Aquant 40 as sliding splash panel (also possible as shower solution with a total height of 2200 mm; maximum width: 1500 mm)



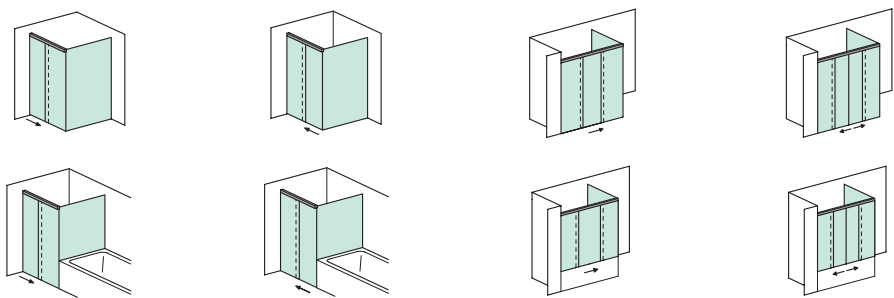
Aquant 40 for (two-sided) glass wall mounting

Broad model range to meet customer requirements

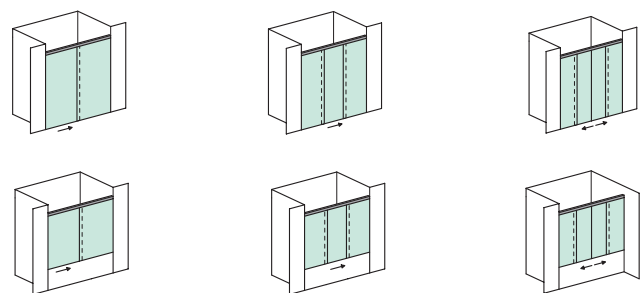
Corner showers with surrounding profile



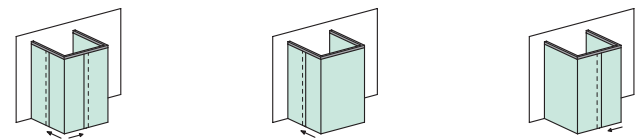
Corner showers with one-sided glass wall mounting



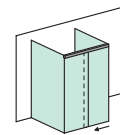
Recess showers




U-showers with surrounding profile



U-showers with two-sided glass wall mounting



Sliding splash panel



Familiar Willach quality

For more than 130 years Willach has stood for supreme quality, excellence in processing as well as the long service life of its products. You will find Willach's familiar high quality also in the products of the Aquant 40 range:

Supreme technical quality

- Extremely long service life (more than 40,000 cycles)
- Careful choice of materials to ensure water resistance (see page 5)
- No maintenance

Traditional delivery reliability

The standard product range is held in stock in the factory at Ruppichteroth (Germany) and delivered with Willach's familiar delivery reliability and dependability.

Competent advice

Competent advice and technical support for all questions are provided by technical office and field staff. With Aquant 40, too, you benefit from the company's traditionally high service quality.

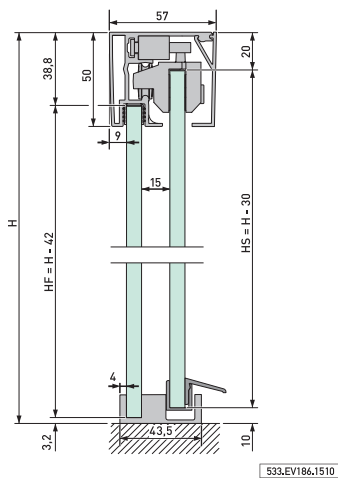


Technical information

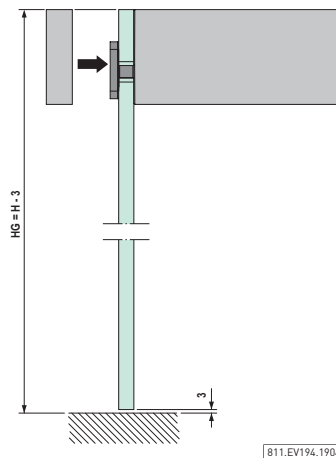
Weight of sliding sash	Up to 40 kg per sash
Height-width ratio of sliding sash	The maximum height-width ratio of the sliding sash is 5:1.
Width of sliding sash	At least 380 mm and maximum of 900 mm
System height	Up to 2500 mm (Exception: the maximum system height of sliding panel (article 612 017... or article 612 018 ...) installations is 2200 mm (measured from upper edge of bathtub or shower tray))
System width and depth	Corner showers and U-showers up to 1700 mm x 1700 mm, corner showers also up to 2400 mm x 1700 mm, with sliding sash(es) located centrally between two fixed sashes on the long side; recess showers up to 2400 mm system width; sliding splash panel up to 1500 mm system width
Suitable glass	Tempered glass, 8 mm, also satinated glass and coated glass for an easy-to-clean effect
Roller assembly	Clamp roller assemblies (requiring glass drill holes) with water-resistant, low-friction rollers on tempered stainless steel axles and made of modern, carbon-fibre reinforced plastic
Colour of the main visual surfaces	Gloss-polished aluminium profiles, chrome-plated corner bracket for corner and U-showers, transparent floor guide and drip rail, chrome-plated end cap(s) for glass wall mounting and with sliding splash panel

Technical drawing

Installation situations with surrounding profile



Installation situations with glass panel bracket



Legend

H	= System height
HS	= Glass height of sliding sash
HF	= Glass height of fixed sash
HG	= Glass height of glass panel

For easy planning with Aquant 40, please use the planning tool available at www.willach.com and go to "Vitris", "Glass sliding door fittings for showers" in the "Downloads" area.





The company

With its VITRIS product division, Willach is among the leading producers of glass fittings in Europe. Since its foundation in 1889, the company has been dedicated to the manufacture of products to the highest quality and precision standards. Willach quickly cemented its pioneering reputation with numerous technical innovations and intelligent solutions that paid close attention to intricate detail. With the Portavant product line, Willach today offers a range of elegant, technically sophisticated fittings for interior glass sliding doors. The Aquant product line offers high-quality fittings for shower glass sliding doors. Innovative fittings for balcony and terrace glazing are sold through the Atrivant product line. Furthermore the product range comprises a comprehensive modular system of showcase fittings, sliding door locks and slot bar systems for discerning interior, shop and trade show furnishings. Vitris products are certified in accordance with ISO standards and are manufactured at our Ruppichter Roth production site in Germany to stringent manufacturing standards. This forms the basis for the excellent quality and consistently high level of availability of the entire Vitris range.

Contact us and we will be happy to advise you!

Gebr. Willach GmbH | Stein 2
53809 Ruppichter Roth | Germany
Tel.: +49 (0)2295 92 08 -421/-427
Fax: +49 (0)2295 92 08 429
vitris@willach.com | www.willach.com



Willach Group
since 1889

Benefit from these advantages:



COMFORT STOP

The cushioning system for your comfort: slows the door sashes gently and quietly over a distance of several centimetres and prevents the doors from banging, thus avoiding the associated noise and vibrations.



PERFECT CLOSE

The retraction system for perfectly closed doors: safely pulls the door to its end position, prevents it from bouncing back and thus offers enhanced comfort via fully closed shower doors.



COMFORT MOVE

The Vitris solution for optimum sliding comfort: stands for an ergonomic and high-quality sliding feel.



COMPACT DESIGN

The compact use of space for a slimline look: makes your shower a real eye-catcher.



EASY CLEAN

The intelligent solution for easy cleaning: helps you to keep your shower looking as bright as new.



WATER RESISTANT

The careful choice of materials for high water resistance: keeps the roller and cushioning system of your shower fully functional in the long run – despite splash water.



EXACT TRIGGER

The mechanism for reliability: ensures, thanks to an intelligent design principle, that the cushioning system always functions reliably.



EASY INSTALL

The clever solution for maximum installation comfort: makes installing shower enclosures a breeze.



SYSTEM FIT

The modular solution for your installation situation: offers solutions for almost any environment, with modular system components which can be combined in a variety of ways.

Distributor stamp

Product descriptions, drawings and illustrations represent neither assured characteristics nor declarations of guarantee. Subject to change.

Edition 04/2019